

Smoking and Restrictions on Smoking at work, Canada 2007-2008

SMOKING RESTRICTED COMPLETELY AT WORK: NUMBER OF WORKERS AGED 12+

	MANAGEMENT ETC.	BUSINESS ETC.	SALES & SERVICE	TRADES ETC	INDUSTRY	TOTAL
daily	520,089	365,458	567,750	304,340	137,255	1,894,892
occasional	232,846	129,720	170,520	81,843	26,629	641,558
current	752,935	495,178	738,270	386,183	163,884	2,536,450
former	2,063,859	1,077,758	1,024,393	509,332	236,190	4,911,532
never	2,113,205	996,845	1,216,819	389,867	299,726	5,016,462
Total	4,929,999	2,569,781	2,979,482	1,285,382	699,800	12,464,444

SMOKING RESTRICTED COMPLETELY AT WORK: PREVALENCE AND QUIT RATIO, AGES 12+

	MANAGEMENT ETC.	BUSINESS ETC.	SALES & SERVICE	TRADES ETC	INDUSTRY	TOTAL
Daily	10.5%	14.2%	19.1%	23.7%	19.6%	15.2%
Current	15.3%	19.3%	24.8%	30.0%	23.4%	20.3%
Never	42.9%	38.8%	40.8%	30.3%	42.8%	40.2%
Quit ratio	2.7	2.2	1.4	1.3	1.4	1.9

SMOKING ALLOWED IN DESIGNATED AREAS: NUMBER OF WORKERS AGED 12+

	MANAGEMENT ETC.	BUSINESS ETC.	SALES & SERVICE	TRADES ETC	INDUSTRY	TOTAL
daily	165,729	126,400	204,129	212,440	94,388	803,086
occasional	44,270	27,931	58,329	34,567	21,533	186,630
current	209,999	154,331	262,458	247,007	115,921	989,716
former	291,242	156,102	193,300	227,854	98,449	966,947
never	275,407	152,349	242,328	155,631	91,496	917,211
Total	776,648	462,782	698,086	630,492	305,866	2,873,874

SMOKING ALLOWED IN DESIGNATED AREAS: PREVALENCE AND QUIT RATIO

	MANAGEMENT ETC.	BUSINESS ETC.	SALES & SERVICE	TRADES ETC	INDUSTRY	TOTAL
Daily	21.3%	27.3%	29.2%	33.7%	30.9%	27.9%
Current	27.0%	33.3%	37.6%	39.2%	37.9%	34.4%
Never	35.5%	32.9%	34.7%	24.7%	29.9%	31.9%
Quit ratio	1.4	1.0	0.7	0.9	0.8	1.0

SMOKING RESTRICTED ONLY IN CERTAIN AREAS: NUMBER OF WORKERS

	MANAGEMENT ETC.	BUSINESS ETC.	SALES & SERVICE	TRADES ETC	INDUSTRY	TOTAL
daily	25,238	17,328	22,522	61,704	18,991	145,783
occasional	5,606	2,873	6,947	13,067	4,126	32,619
current	30,844	20,201	29,469	74,771	23,117	178,402
former	38,358	21,079	23,803	58,703	20,394	162,337
never	25,741	13,459	29,507	47,388	15,105	131,200
Total	94,943	54,739	82,779	180,862	58,616	471,939

SMOKING RESTRICTED ONLY IN CERTAIN AREAS: PREVALENCE AND QUIT RATIO, WOMEN 12+

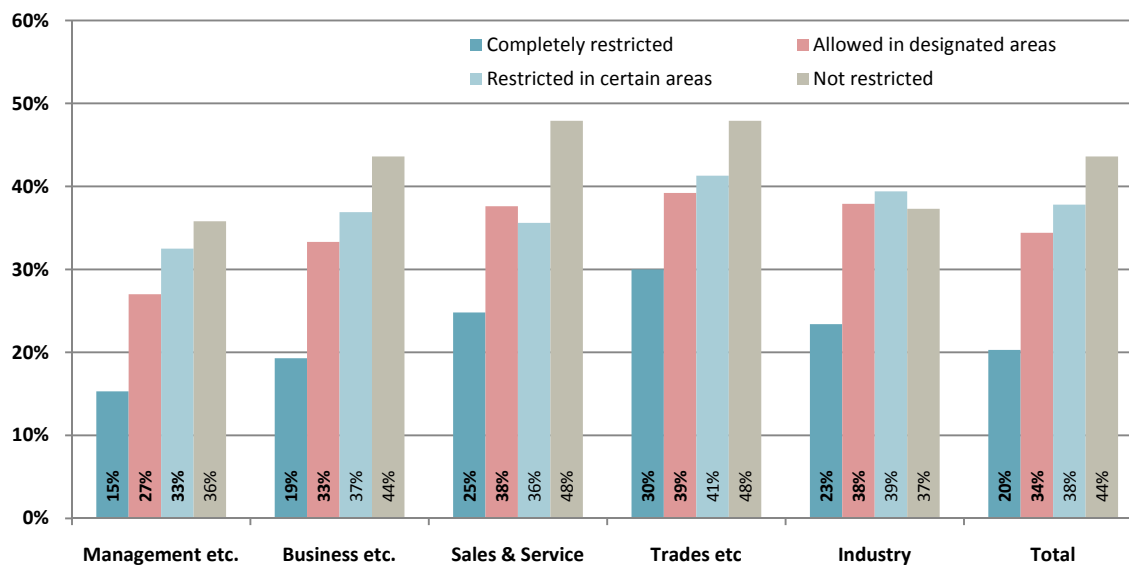
	MANAGEMENT ETC.	BUSINESS ETC.	SALES & SERVICE	TRADES ETC	INDUSTRY	TOTAL
Daily	26.6%	31.7%	27.2%	34.1%	32.4%	30.9%
Current	32.5%	36.9%	35.6%	41.3%	39.4%	37.8%
Never	27.1%	24.6%	35.6%	26.2%	25.8%	27.8%
Quit ratio	1.2	1.0	0.8	0.8	0.9	0.9

SMOKING NOT RESTRICTED AT ALL: NUMBER OF WORKERS

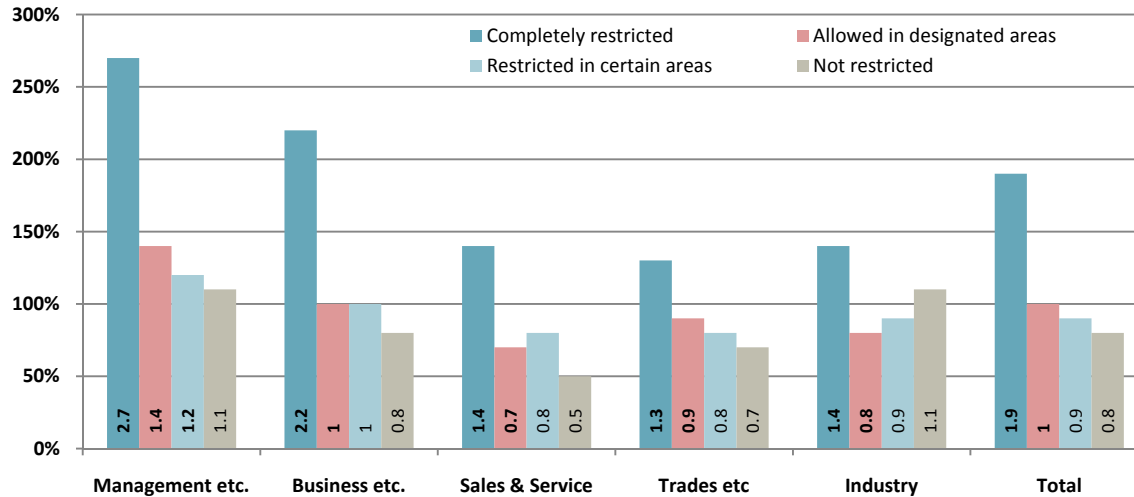
	MANAGEMENT ETC.	BUSINESS ETC.	SALES & SERVICE	TRADES ETC	INDUSTRY	TOTAL
daily	46,351	20,540	38,459	175,803	50,349	331,502
occasional	10,327	3,330	7,476	27,046	9,153	57,332
current	56,678	23,870	45,935	202,849	59,502	388,834
former	60,240	19,496	24,763	134,765	65,103	304,367
never	41,448	11,334	25,279	86,204	35,100	199,365
Total	158,366	54,700	95,977	423,818	159,705	892,566

SMOKING NOT RESTRICTED AT ALL: PREVALENCE AND QUIT RATIO, WOMEN 12+

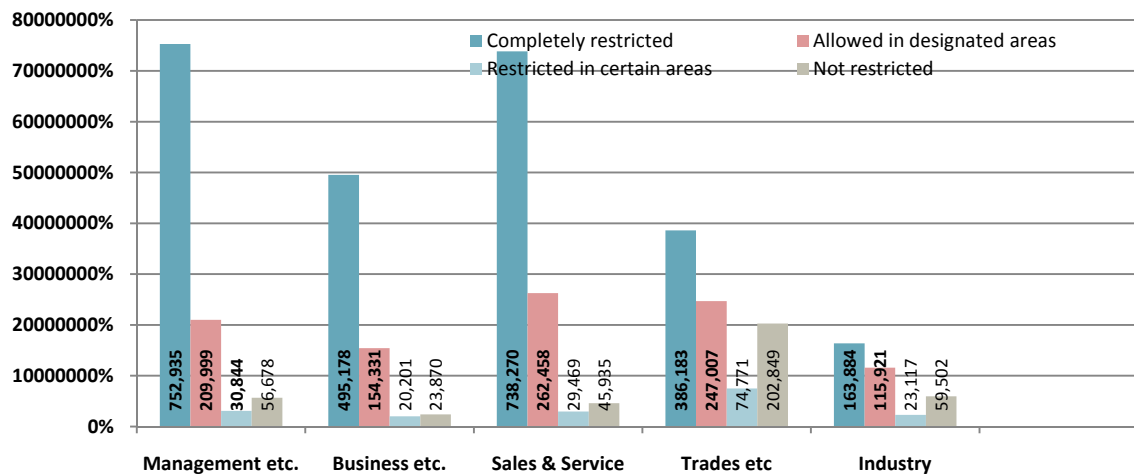
	MANAGEMENT ETC.	BUSINESS ETC.	SALES & SERVICE	TRADES ETC	INDUSTRY	TOTAL
Daily	29.3%	37.6%	40.1%	41.5%	31.5%	37.1%
Current	35.8%	43.6%	47.9%	47.9%	37.3%	43.6%
Never	26.2%	20.7%	26.3%	20.3%	22.0%	22.3%
Quit ratio	1.1	0.8	0.5	0.7	1.1	0.8

PREVALENCE OF CURRENT SMOKING, BY OCCUPATIONAL CATEGORY AND SMOKING RESTRICTIONS AT WORK, CANADA 2007-2008

QUIT RATIO (FORMER TO CURRENT SMOKERS) BY OCCUPATIONAL CATEGORY AND SMOKING RESTRICTIONS AT WORK, CANADA 2007-2008



NUMBER OF SMOKERS, BY OCCUPATIONAL CATEGORY AND SMOKING RESTRICTIONS AT WORK, CANADA 2007-2008



Source: Canadian Community Health Survey, Statistics Canada. 2007-2008 Public Use Micro File

Occupational Group (LBSDOCG)

Management, etc: Occupations relating to Management, Natural and Applied Sciences, Health, Social Sciences, Education, Religion, Art, Culture and Recreation

Business, etc: Occupations relating to Business, Finance, Administration

Sales & Service: Occupations relating to Sales and Service

Trades etc.: Occupations relating to Trades, Transport and Equipment Operator

Industry: Occupations Unique to Primary Industry, Processing, Manufacturing and Utilities

Those who aren't employed, or who refused to answer, are not included