

# Smoking and Household Income, Nova Scotia, 2007-2008

## SMOKING STATUS BY HOUSEHOLD INCOME DECILE (PROVINCIAL LEVEL), NOVA SCOTIA 2007-2008

### NUMBER OF PEOPLE AGES 12+

	Decile 1	Decile 2	Decile 3	Decile 4	Decile 5	Decile 6	Decile 7	Decile 8	Decile 9	Decile 10
Current	23,518	19,247	19,760	21,312	17,314	18,596	17,074	14,293	8,281	10,711
Former	20,697	27,261	28,438	30,316	30,357	24,633	31,660	31,478	30,779	34,403
Never	23,789	23,129	22,180	16,518	22,610	26,830	19,170	23,978	28,149	23,279
<b>Total</b>	<b>68,004</b>	<b>69,637</b>	<b>70,378</b>	<b>68,146</b>	<b>70,281</b>	<b>70,059</b>	<b>67,904</b>	<b>69,749</b>	<b>67,209</b>	<b>68,393</b>

### PREVALENCE AND QUIT RATIO, AGES 12+

	Decile 1	Decile 2	Decile 3	Decile 4	Decile 5	Decile 6	Decile 7	Decile 8	Decile 9	Decile 10
Current	34.6%	27.6%	28.1%	31.3%	24.6%	26.5%	25.1%	20.5%	12.3%	15.7%
Never	35.0%	33.2%	31.5%	24.2%	32.2%	38.3%	28.2%	34.4%	41.9%	34.0%
quit ratio	0.88	1.42	1.44	1.42	1.75	1.32	1.85	2.20	3.72	3.21

### NUMBER OF MEN, AGES 12+

	Decile 1	Decile 2	Decile 3	Decile 4	Decile 5	Decile 6	Decile 7	Decile 8	Decile 9	Decile 10
Current	10,313	8,725	9,163	9,702	9,012	9,862	10,596	8,317	5,534	7,571
Former	6,811	12,417	14,376	16,037	15,857	13,842	17,378	16,473	17,489	20,087
Never	7,028	7,109	6,782	6,047	11,322	12,267	10,121	11,626	15,746	12,942
<b>Total</b>	<b>24,152</b>	<b>28,251</b>	<b>30,321</b>	<b>31,786</b>	<b>36,191</b>	<b>35,971</b>	<b>38,095</b>	<b>36,416</b>	<b>38,769</b>	<b>40,600</b>

### PREVALENCE AND QUIT RATIO, MEN 12+

	Decile 1	Decile 2	Decile 3	Decile 4	Decile 5	Decile 6	Decile 7	Decile 8	Decile 9	Decile 10
Current	42.7%	30.9%	30.2%	30.5%	24.9%	27.4%	27.8%	22.8%	14.3%	18.6%
Never	29.1%	25.2%	22.4%	19.0%	31.3%	34.1%	26.6%	31.9%	40.6%	31.9%
quit ratio	0.66	1.42	1.57	1.65	1.76	1.40	1.64	1.98	3.16	2.65

### NUMBER OF WOMEN, AGES 12+

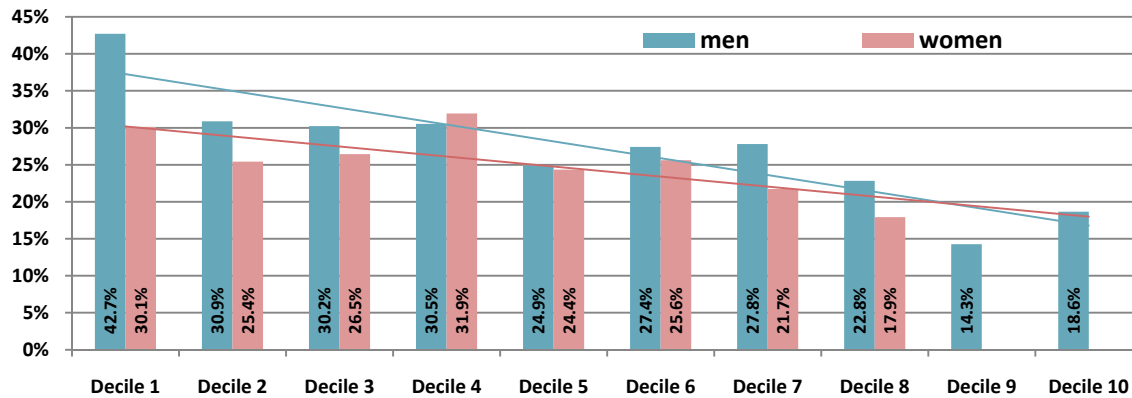
	Decile 1	Decile 2	Decile 3	Decile 4	Decile 5	Decile 6	Decile 7	Decile 8	Decile 9	Decile 10
Current	13,205	10,522	10,597	11,610	8,302	8,734	6,478	5,976	*	*
Former	13,886	14,844	14,062	14,279	14,500	10,791	14,282	15,005	13,290	14,316
Never	16,761	16,020	15,398	10,471	11,288	14,563	9,049	12,352	12,403	10,337
<b>Total</b>	<b>43,852</b>	<b>41,386</b>	<b>40,057</b>	<b>36,360</b>	<b>34,090</b>	<b>34,088</b>	<b>29,809</b>	<b>33,333</b>	<b>28,440</b>	<b>27,793</b>

### PREVALENCE AND QUIT RATIO, WOMEN 12+

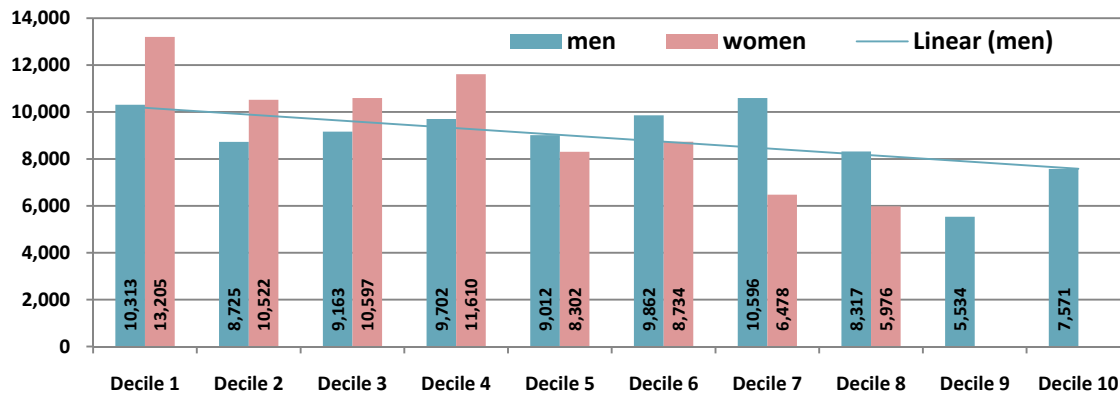
	Decile 1	Decile 2	Decile 3	Decile 4	Decile 5	Decile 6	Decile 7	Decile 8	Decile 9	Decile 10
Current	30.1%	25.4%	26.5%	31.9%	24.4%	25.6%	21.7%	17.9%		
Never	38.2%	38.7%	38.4%	28.8%	33.1%	42.7%	30.4%	37.1%	43.6%	37.2%
quit ratio	1.05	1.41	1.33	1.23	1.75	1.24	2.20	2.51		

\* suppressed due to low cell size.

### PREVALENCE OF CURRENT SMOKING, MEN AND WOMEN, BY PROVINCIAL INCOME DECILE, NOVA SCOTIA, 2007-2008



### NUMBER OF SMOKERS, MEN AND WOMEN, BY PROVINCIAL INCOME DECILE, NOVA SCOTIA, 2007-2008



## SMOKING STATUS BY HOUSEHOLD INCOME, NOVA SCOTIA 2007-2008

### NUMBER OF PEOPLE, AGES 12+

	NO OR <\$20,000	\$20,000-\$39,999	\$40,000-\$59,999	\$60,000-\$79,999	\$80,000 OR MORE	Total
daily	22,345	40,520	33,907	19,751	21,679	138,202
occasional	*	6,251	*	10,333	8,925	31,896
current	23,794	46,771	38,845	30,084	30,604	170,098
former	25,155	70,215	59,094	45,373	90,181	290,018
never	25,992	45,459	40,923	35,464	81,786	229,624
<b>Total</b>	<b>74,941</b>	<b>162,445</b>	<b>138,862</b>	<b>110,921</b>	<b>202,571</b>	<b>689,740</b>

### PREVALENCE AND QUIT RATIO, AGES 12+

	NO OR <\$20,000	\$20,000-\$39,999	\$40,000-\$59,999	\$60,000-\$79,999	\$80,000 OR MORE	Total
Daily	29.8%	24.9%	24.4%	17.8%	10.7%	20.0%
Current	31.8%	28.8%	28.0%	27.1%	15.1%	24.7%
Never	1.1	1.5	1.5	1.5	2.9	1.7
Quit ratio	29.8%	24.9%	24.4%	17.8%	10.7%	20.0%

### NUMBER OF MEN, AGES 12+

	NO OR <\$20,000	\$20,000-\$39,999	\$40,000-\$59,999	\$60,000-\$79,999	\$80,000 OR MORE	Total
daily	9,454	18,937	18,934	10,343	14,480	72,148
occasional	*	*	*	*	*	16,642
current	9,738	21,505	21,280	15,838	20,429	88,790
former	9,018	33,893	32,116	24,084	51,655	150,766
never	6,942	14,812	17,325	17,074	44,836	100,989
<b>Total</b>	<b>25,698</b>	<b>70,210</b>	<b>70,721</b>	<b>56,996</b>	<b>116,920</b>	<b>340,545</b>

### PREVALENCE AND QUIT RATIO, MEN 12+

	NO OR <\$20,000	\$20,000-\$39,999	\$40,000-\$59,999	\$60,000-\$79,999	\$80,000 OR MORE	Total
Daily	33.8%	24.0%	25.7%	23.3%	12.7%	21.7%
Current	35.4%	25.8%	29.8%	27.5%	17.8%	25.4%
Never	1.2	1.8	1.4	1.5	2.8	1.8
Quit ratio	33.8%	24.0%	25.7%	23.3%	12.7%	21.7%

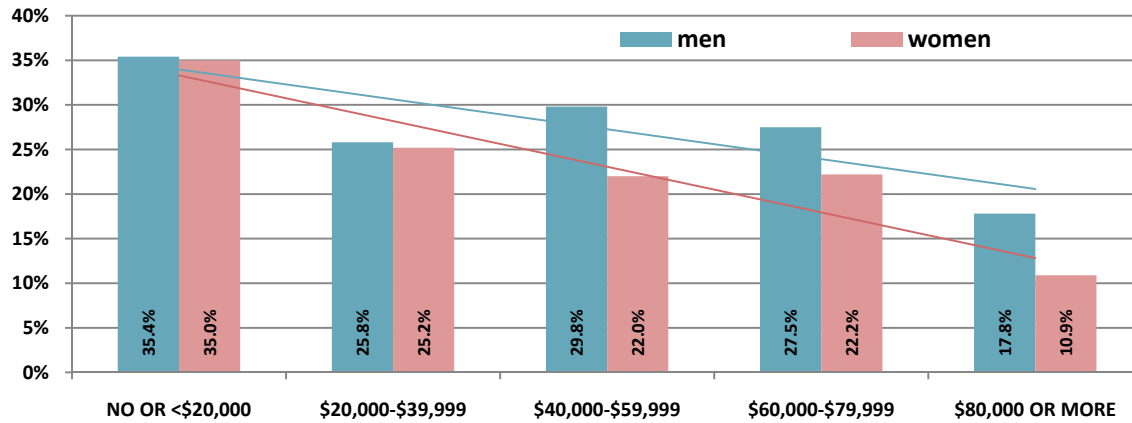
### NUMBER OF WOMEN, AGES 12+

	NO OR <\$20,000	\$20,000-\$39,999	\$40,000-\$59,999	\$60,000-\$79,999	\$80,000 OR MORE	Total
daily	12,891	21,583	14,973	9,408	7,199	66,054
occasional	*	*	*	*	*	15,254
current	14,056	25,266	17,565	14,246	10,175	81,308
former	16,137	36,322	26,978	21,289	38,526	139,252
never	19,050	30,647	23,598	18,390	36,950	128,635
<b>Total</b>	<b>49,243</b>	<b>92,235</b>	<b>68,141</b>	<b>53,925</b>	<b>85,651</b>	<b>349,195</b>

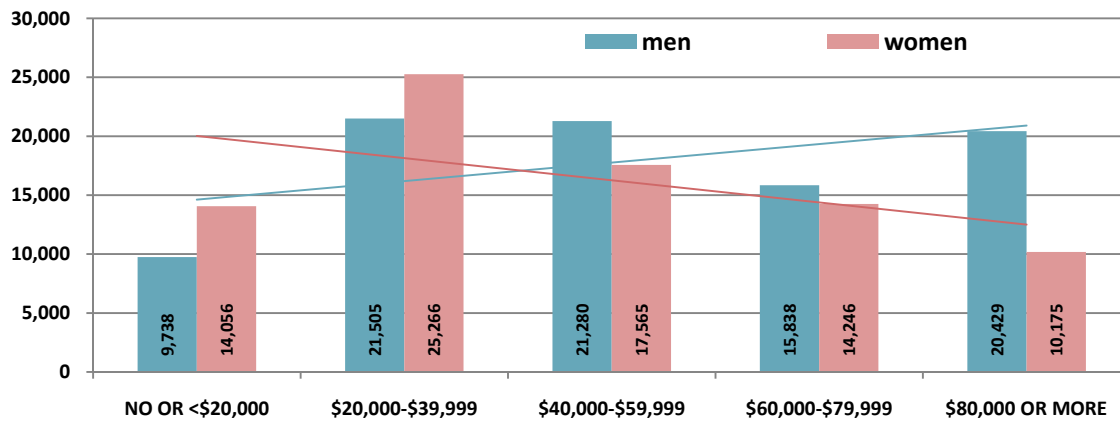
### PREVALENCE AND QUIT RATIO, WOMEN 12+

	NO OR <\$20,000	\$20,000-\$39,999	\$40,000-\$59,999	\$60,000-\$79,999	\$80,000 OR MORE	Total
Daily	30.9%	21.9%	19.9%	17.7%	6.7%	18.5%
Current	35.0%	25.2%	22.0%	22.2%	10.9%	22.1%
Never	0.9	1.5	1.8	1.6	3.8	1.7
Quit ratio	30.9%	21.9%	19.9%	17.7%	6.7%	18.5%

### PREVALENCE OF CURRENT SMOKING, MEN AND WOMEN, BY HOUSEHOLD INCOME LEVEL, NOVA SCOTIA 2007-2008



### NUMBER OF SMOKERS, MEN AND WOMEN, BY HOUSEHOLD INCOME LEVEL, NOVA SCOTIA 2007-2008



Sources: Canadian Community Health Survey, Statistics Canada. 2007-2008 Public Use Micro File

Those who replied "don't know" or who refused to answer are excluded.