

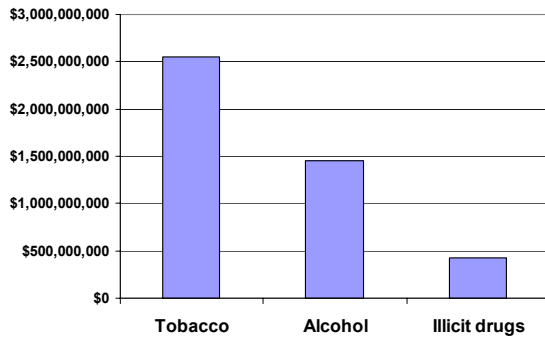


Findings from  
**”The Costs of Substance Abuse in Canada 2002”**  
 (Canadian Centre on Substance Abuse, 2006)

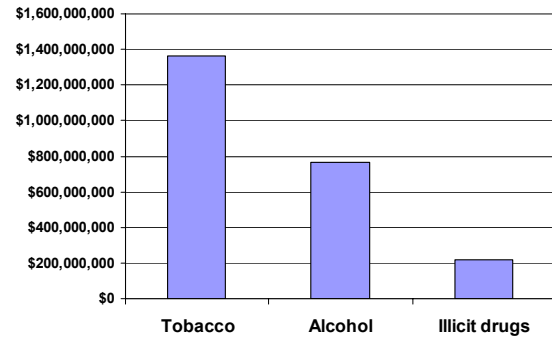
**Direct health care costs from tobacco use**

	Costs of acute care hospitalization (active and passive smoking)	Costs of acute care hospitalizations (passive smoking only)	Ambulatory care - Physician fees	Family physician visits	Prescription drugs
BritishColumbia	\$386,998,137	\$7,052,339	\$12,496,360	\$59,556,947	\$146,395,782
Alberta	\$290,681,896	\$5,961,172	\$15,892,364	\$43,165,078	\$120,852,452
Saskatchewan	\$104,200,223	\$2,225,658	\$1,690,812	\$8,736,073	\$40,232,627
Manitoba	\$119,055,702	\$2,528,206	\$4,300,442	\$8,120,762	\$43,821,080
Ontario	\$817,733,502	\$17,873,434	\$63,124,930	\$110,163,543	\$562,069,889
Quebec	\$566,070,653	\$12,020,787	\$29,191,444	\$55,932,229	\$339,900,788
NewBrunswick	\$74,001,136	\$1,571,450	\$5,104,355	\$7,105,781	\$33,895,073
NovaScotia	\$103,914,114	\$2,242,568	\$6,944,994	\$8,664,450	\$41,983,517
PrinceEdwardIsland	\$11,728,880	\$250,803	\$483,043	\$873,115	\$6,670,360
Newfoundland	\$68,048,813	\$1,712,253	\$2,376,974	\$3,061,778	\$21,730,237
Yukon	\$1,093,030	\$18,653	\$198,617	\$290,259	\$1,144,680
NorthwestTerritories	\$3,036,611	\$32,992	\$235,066	\$378,010	\$1,387,907
Nunavut	\$4,599,908	\$97,681	\$111,216	\$270,433	\$438,035
<b>Totals in Canada</b>					
Tobacco	\$2,551,162,605	\$53,587,998	\$142,150,618	\$306,318,458	\$1,360,522,427
Alcohol	\$1,458,627,382		\$80,199,800	\$172,821,472	\$767,591,643
Illicit Drugs	\$426,368,141		\$22,647,350	\$48,802,469	\$216,757,601

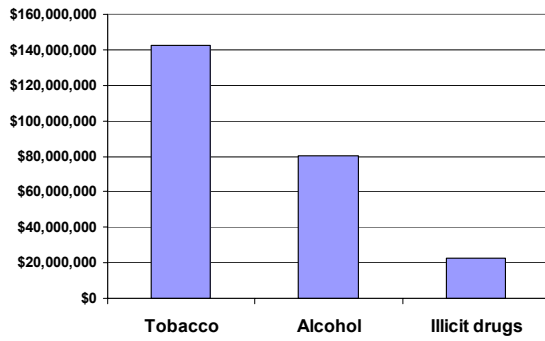
**Costs of Acute Care Hospitalizations**



**Costs of Prescription Drugs**



**Costs of Ambulatory Care - Physician Services**



**Costs of Family Physician Visits**

