

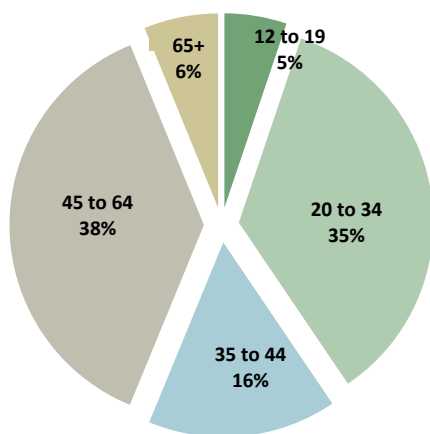
Smoking in Manitoba 2010

CURRENT SMOKING (DAILY AND OCCASIONAL) IN MANITOBA, 2010

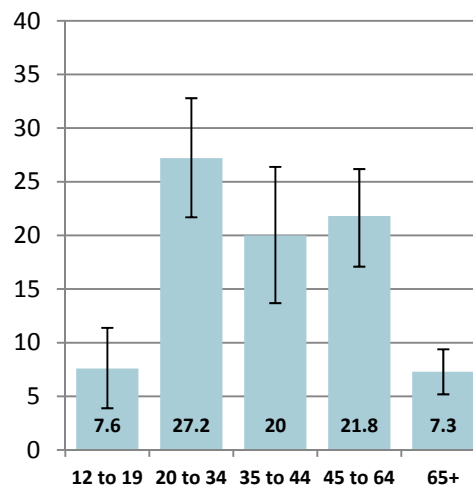
Percentage of population				Number of People
	Prevalence	95% confidence interval		
		Low	high	
Canada	20.8	20.2	21.3	5,967,259
Manitoba	18.8	16.5	21	183,772
By Health Unit				
• Assiniboine	E 20.7	12.8	28.6	11,443
• Brandon	E 18.1	10.9	25.2	7,917
• Burntwood/Churchill	E 39.3	30.6	48	5,763
• Central	E 15.7	10.6	20.7	12,953
• Interlake	29.3	22.2	36.4	18,295
• Nor man	E 39.7	25	54.4	5,203
• North Eastman	20.8	14.3	27.2	6,342
• Parkland	E 21.4	13	29.8	6,372
• South Eastman	E 22.5	13.3	31.7	12,093
• Winnipeg	16.4	13.1	19.7	97,390
Men	21	17.4	24.6	101,555
Women	16.5	13.9	19.2	82,217
12 to 19 years of age (both sexes)	E 7.6	3.8	11.3	9,515
20-34 years of age (both sexes)	27.2	21.6	32.7	64,966
35-44 years of age (both sexes)	E 20	13.6	26.3	28,859
45-64 years of age (both sexes)	21.8	17.4	26.5	69,055
65 years and over (both sexes)	7.3	5.2	9.4	11,376

Statistics Canada: Canadian Community Health Survey, cycle 1 to 2010. E=Interpret with caution

Distribution of smokers by age, Manitoba, 2010



Prevalence of smoking by age, Manitoba, 2010

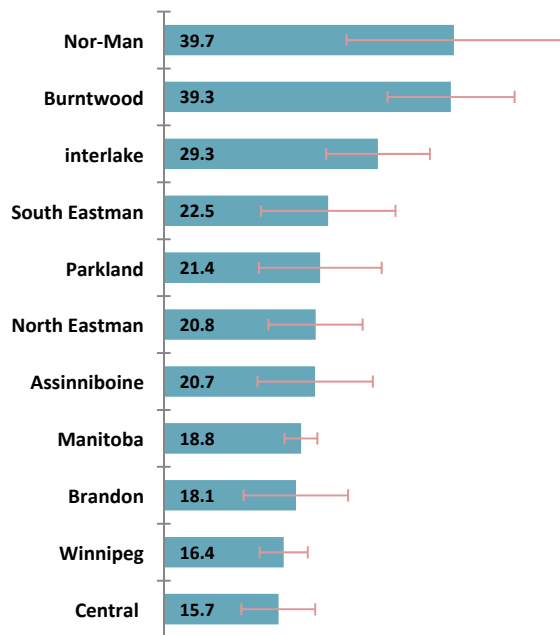


NUMBER OF SMOKERS (DAILY AND OCCASIONAL) IN MANITOBA: TRENDS 2000-2010

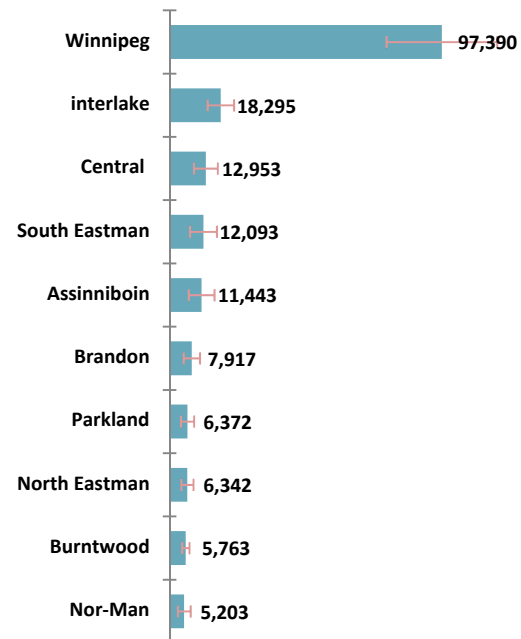
	2000	2003	2005	2007	2008	2009	2010
Number of Smokers							
Canada	6,677,856	6,080,504	5,874,689	6,112,442	6,009,311	5,730,321	5,967,259
Manitoba	226,687	207,180	190,762	211,692	230,436	197,714	183,772
By Health Unit							
Assiniboine	11,521	11,185	8,718	14,124	11,485	9,354	E11,443
Brandon	10,211	8,936	9,816	8,758	10,308	E8,469	E7,917
Burntwood/Churchill	7,035	6,191	5,188	5,448	6,165	E5,533	5,763
Central	17,381	17,246	15,720	16,286	19,927	19,902	E12,953
Interlake	17,362	13,737	11,670	10,973	15,849	E13,896	18,295
Nor man	3,864	4,159	4,052	4,109	4,182	4,204	E5,203
North Eastman	7,132	5,930	6,056	7,754	8,871	E6,144	E6,342
Parkland	8,328	7,109	7,555	4,829	8,332	E8,457	E6,372
South Eastman	9,458	10,494	9,344	E11,898	E11,952	E11,927	E12,093
Winnipeg	134,394	122,195	112,642	127,514	133,366	109,829	97,390
By Sex and Age Group							
Men	123,966	103,973	100,018	116,116	128,043	106,909	101,555
Women	102,721	103,207	90,743	95,575	102,393	90,805	82,217
12 to 19 years of age (both sexes)	23,945	17,275	12,343	12,311	E21,743	E15,071	E9,515
20-34 years of age (both sexes)	72,736	64,853	63,262	77,517	75,939	59,967	64,966
35-44 years of age (both sexes)	54,386	49,621	42,510	38,466	44,687	43,438	E28,859
45-64 years of age (both sexes)	59,527	61,207	60,064	70,668	73,521	66,234	69,055
65 years and over (both sexes)	16,093	14,224	12,584	12,730	14,545	E13,004	11,376

Statistics Canada: Canadian Community Health Survey, 2000-2009. E=Interpret with caution

Prevalence of smoking by health unit, Manitoba, daily or occasional smoking, 2010



Number of smokers by health unit, Manitoba, daily or occasional smoking, 2010



PREVALENCE OF SMOKING (DAILY AND OCCASIONAL) IN MANITOBA: TRENDS 2000-2010

	2000	2003	2005	2007	2008	2009	2010
Percentage who smoke (95% confidence interval)							
Canada	25.9 25.5-26.3	23 22.7-23.4	21.8 21.4-22.1	22 21.6-22.5	21.4 20.9-21.9	20.1 19.6-20.7	20.8 20.2-21.3
Manitoba	25 23.5-26.5	22.8 21.2-24.4	20.5 19-21.9	22.5 20.1-24.9	24.2 21.8-26.6	20.5 18.2-22.7	18.8 16.5-21
By Health Unit							
• Assiniboine	20 15-25	20.3 16-24.7	15.8 12.3-19.2	26.7 21.1-32.2	21.6 16.4-26.9	17.8 12.6-23	E20.7 12.8-28.6
• Brandon	26 22.9-29.1	22.8 18.1-27.6	24.2 20-28.4	21.4 16.4-26.3	26 20.6-31.4	E20.2 12.6-27.7	E18.1 10.9-25.2
• Burntwood/Churchill	43.4 35.5-51.2	43.9 36.6-51.2	35.4 30.2-40.5	35.1 25.9-44.3	41.3 31.3-51.2	E36.5 22.2-50.8	39.3 30.6-48
• Central	23 18.7-27.3	22.4 18.6-26.3	19.6 16.2-23	20.7 15.1-26.3	25 20.3-29.8	24.9 17.5-32.2	E15.7 10.6-20.7
• Interlake	28.6 24.6-32.5	23.2 19.1-27.3	18.9 14.5-23.3	17.4 13.2-21.6	24.9 18.4-31.4	E22.6 12-33.2	29.3 22.2-36.4
• Nor man	26.1 21.4-30.8	29.1 24.3-33.9	28.9 21.4-36.4	32.4 25-39.8	32.9 25.2-40.6	E32.1 21.4-42.8	E39.7 25-54.4
• North Eastman	24.2 19.6-28.7	20.6 14.4-26.7	20.2 16.5-24	24.1 17.4-30.8	26.7 19.3-34.1	E19.3 12.7-25.9	E20.8 14.3-27.2
• Parkland	24.7 20-29.3	23.1 18.3-27.8	24.8 19.5-30	16.3 11.5-21.1	27.2 20.2-34.3	E27.5 16.8-38.2	E21.4 13-29.8
• South Eastman	21.8 18.5-25.1	23.1 18.7-27.5	19.3 15.2-23.4	E22.7 14.7-30.7	E22.3 14.3-30.4	E21.6 14-29.2	E22.5 13.3-31.7
• Winnipeg	25.1 22.8-27.4	22.4 20-24.8	20.2 17.9-22.5	22.7 19-26.3	23.3 19.7-27	18.8 15.6-22	16.4 13.1-19.7
Men	27.7 25.6-29.9	23.2 21.1-25.3	21.8 19.7-23.9	25.1 21.3-28.8	27.3 23.7-30.9	22.4 19.1-25.8	21 17.4-24.6
Women	22.3 20.5-24.1	22.4 20.1-24.7	19.1 17.2-21.1	20 17.1-22.9	21.2 18.2-24.1	18.5 15.3-21.8	16.5 13.9-19.2
12 to 19 years of age (both sexes)	19.7 16.2-23.2	14.1 11-17.1	10 7.2-12.7	10 7-13	E17.5 11.3-23.6	E12.1 7-17.1	E7.6 3.8-11.3
20-34 years of age (both sexes)	33 30-36	30 26.2-33.8	28.5 25.1-31.8	32.7 26.3-39.1	32 27.4-36.6	27.2 21.7-32.8	27.2 21.6-32.7
35-44 years of age (both sexes)	31.4 27.9-34.8	29.7 25.2-34.2	26.2 22.5-30	27.3 21.7-32.9	31.5 24.8-38.1	26.7 18.6-34.8	E20 13.6-26.3
45-64 years of age (both sexes)	23.9 21.3-26.6	23.4 20.5-26.3	21.5 18.5-24.4	24.1 20-28.2	24.5 20.6-28.3	21.5 17.3-25.7	21.9 17.4-26.5
65 years and over (both sexes)	11.2 8.5-13.8	10.1 7.6-12.5	8.7 6.9-10.5	8.7 6.6-10.9	9.8 6.7-12.8	8.6 5.5-11.7	7.3 5.2-9.4
<i>Statistics Canada: Canadian Community Health Survey, 2009. E=Interpret with caution; F=failed</i>							

NON-SMOKERS' DAILY EXPOSURE TO SECOND HAND SMOKE AT HOME IN MANITOBA, 2010

	Percentage of population			Number of People
	Prevalence	95% confidence interval		
		Low	high	
Canada	5.9	5.5	6.2	1,331,928
Manitoba	5.7	4.2	7.3	45,665
Men	5.4	3.7	7.1	20,849
Women	E6.0	3.4	8.5	24,816
12 to 19 years of age (both sexes)	E11.7	6.8	16.6	E13,568
20-34 years of age (both sexes)	F			
35-44 years of age (both sexes)	F			E4,724
45-64 years of age (both sexes)	E5.6	2.6	8.6	E13,855
65 years and over (both sexes)	F			

Statistics Canada: Canadian Community Health Survey, 2009. E=Interpret with caution; F=failed

NON-SMOKERS' DAILY EXPOSURE TO SECOND HAND SMOKE IN PUBLIC PLACES IN MANITOBA, 2010

	Percentage of population			Number of People
	Prevalence	95% confidence interval		
		Low	high	
Canada	11	10.4	11.5	2,488,791
Manitoba	10.6	8.5	12.7	83,851
Men	12.4	9.0	15.9	47,274
Women	8.8	6.4	11.3	36,577
12 to 19 years of age (both sexes)	E18.3	12.2	24.5	E21,090
20-34 years of age (both sexes)	E11.3	7.0	15.6	E19,586
35-44 years of age (both sexes)	E16.0	7.7	24.3	E18,473
45-64 years of age (both sexes)	E7.6	4.1	11.	E18,650
65 years and over (both sexes)	E4.2	1.7	6.5	E6,053

Statistics Canada: Canadian Community Health Survey, 2009. E=Interpret with caution; F=failed

NON-SMOKERS' DAILY EXPOSURE TO SECOND HAND SMOKE IN VEHICLES IN MANITOBA, 2009

	Percentage of population			Number of People
	Prevalence	95% confidence interval		
		Low	high	
Canada	6.8	5.4	7.2	1,552,821
Manitoba	9.2	7	11.4	73,603
Men	8.3	5.7	10.9	31,789
Women	E10.1	6.7	13.4	E41,814
12 to 19 years of age (both sexes)	18.7	12.6	24.8	E21,722
20-34 years of age (both sexes)	E11.6	6.8	16.9	E20,596
35-44 years of age (both sexes)	F			
45-64 years of age (both sexes)	E 7.6	3.7	11.5	18,790
65 years and over (both sexes)	E 1.7	.6	2.8	2,367

Statistics Canada: Canadian Community Health Survey, 2003-2010. E=Interpret with caution; F=failed

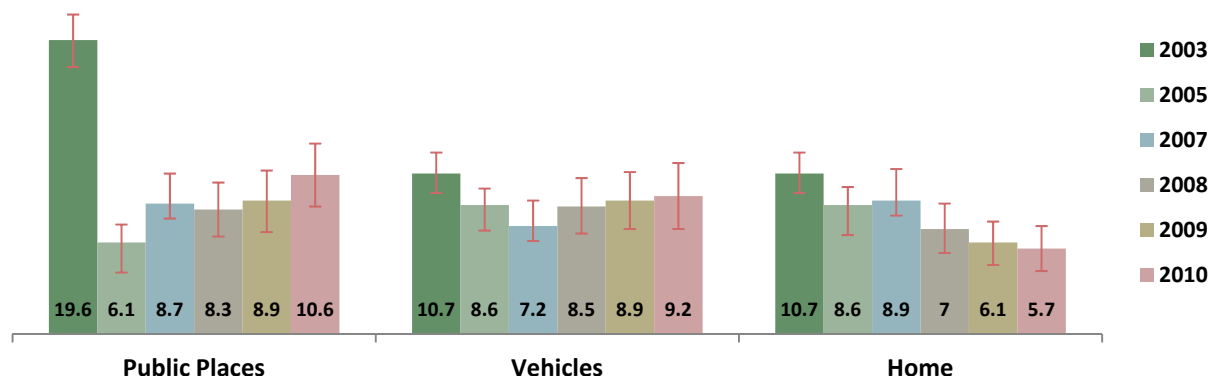
NON-SMOKERS' EXPOSURE TO SECOND HAND SMOKE IN MANITOBA, 2003- 2010

	2003	2005	2007	2008	2009	2010
Number of non-smokers (aged 12 plus)						
Exposed to second hand smoke in the past month:						
• In public places	137,232	44,799	63,604	59,932	67,972	83,851
• At home	75,486	64,032	64,725	50,886	46,652	45,665
• In vehicles	75,285	64,027	52,483	61,723	68,385	73,603
Percentage of non-smokers (aged 12 plus)						
Exposed to second hand smoke in the past month:						
• In public places	19.6 17.8-21.3	6.1 4.9-7.2	8.7 6.7-10.7	8.3 6.5-10.1	8.9 6.8-10.9	10.6 8.5-12.7
• At home	10.7 9.4-12.1	8.6 7.4-9.8	8.9 6.8-10.9	7 5.4-8.7	6.1 4.6-7.5	5.7 4.2-7.3
• In vehicles	10.7 9.4-12.1	8.6 7.5-9.8	7.2 5.5-8.9	8.5 6.7-10.4	8.9 7-10.8	9.2 7-11.4
<i>Statistics Canada: Canadian Community Health Survey, 2009. E=Interpret with caution</i>						

YOUNG NON-SMOKERS' EXPOSURE TO SECOND HAND SMOKE IN MANITOBA, 2003- 2010

	2003	2005	2007	2008	2009	2010
Number of non-smokers (aged 12 to 19)						
Exposed to second hand smoke in the past month:						
• In public places	26,407	E10,393	E20,329	12,711	E18,226	E21,090
• At home	24,186	22,336	E18,369	19,860	E20,327	E13,568
• In vehicles	23,034	19,953	16,120	18,781	E17,297	E21,722
Percentage of non-smokers (aged 12-19)						
Exposed to second hand smoke in the past month:						
• In public places	25.1 20.8-29.3	E9.4 6.2-12.6	E18.3 11.9-24.7	12.4 8.6-16.1	E16.6 10.9-22.3	E18.3 12.2-24.5
• At home	22.9 19-26.7	20 15.7-24.3	E16.5 10.6-22.5	19.3 13.7-24.9	E18.5 11.7-25.2	E11.7 6.8-16.6
• In vehicles	21.8 17.9-25.7	17.9 14-21.8	14.5 9.8-19.2	18.3 13-23.5	E15.7 10.2-21.2	18.7 12.6-24.8
<i>Statistics Canada: Canadian Community Health Survey, 2009. E=Interpret with caution</i>						

NON-SMOKERS' EXPOSURE TO SECOND HAND SMOKE PERCENTAGE OF MANITOBBANS REPORTING DAILY OR NEAR DAILY, 2003- 2010



Manitoba Health Units

The data on this fact sheet were derived from the Canadian Community Health Surveys (Cycle 2.1, 2.2 and 2007, 2008, 2009 and 2010) as provided by Statistics Canada.

Further information on survey methodology can be found at: <http://www.statcan.gc.ca/dli-ild/data-donnees/ftp/cchs-escs-eng.htm>

The questions used on the CCHS survey included:

- “At the present time, do you smoke cigarettes daily, occasionally or not at all?” This question was asked of all respondents.
- “Including both household members and regular visitors, does anyone smoke inside your home every day or almost every day?” This question was asked of non-smokers.
- (In the past month,) were you exposed to second-hand smoke, every day or almost every day, in public places (such as bars, restaurants, shopping malls, arenas, bingo halls, bowling alleys)? This question was asked of non-smokers.
- In the past month, were you exposed to second-hand smoke, every day or almost every day, in a car or other private vehicle? This question was asked of non-smokers.

